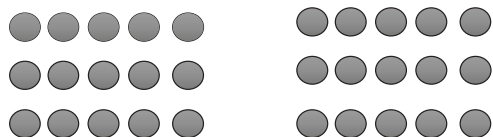


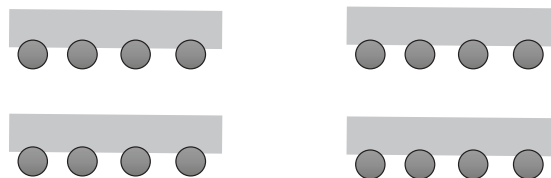
Set-Up Styles

Theater Style



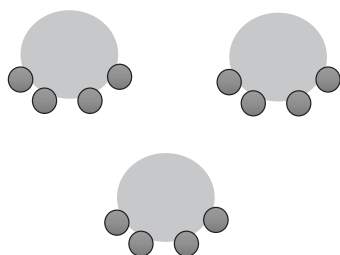
Rows of chairs (no tables) arranged with all participants facing towards the front of the room.

Classroom Style



Rows of tables arranged with all participants facing towards the front of the room.

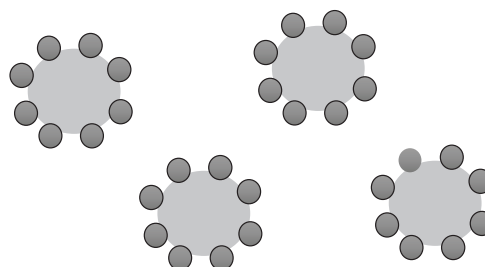
Crescent (Half) Rounds*



Seating around half of the table so all participants are facing the front with no one's back to the presenter.

*Ideal for groups that include meal service in the same room.

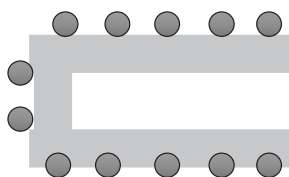
Banquet Rounds*



Round tables arranged throughout the room. Participants are seated around the entire perimeter of each table.


*Ideal for groups that include meal service in the same room.

U - Shape



Tables are arranged in a large U shape with open space in the middle. Participants are seated around the outside facing the center of the U.

Hollow Square



Tables are arranged in a square with chairs along the outside facing an empty center.