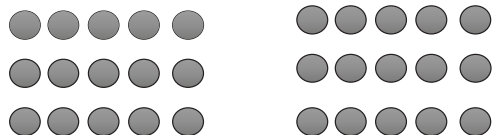


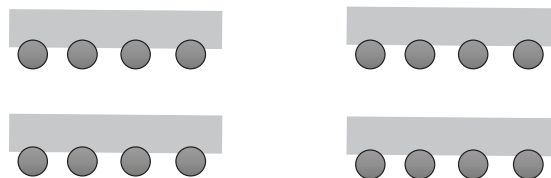
# Set-Up Styles

## Theater Style



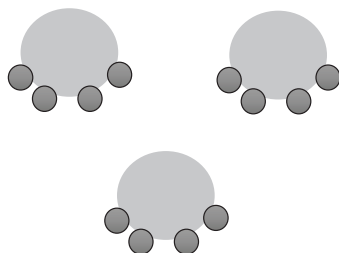
Rows of chairs (no tables) arranged with all participants facing towards the front of the room.

## Classroom Style



Rows of tables arranged with all participants facing towards the front of the room.

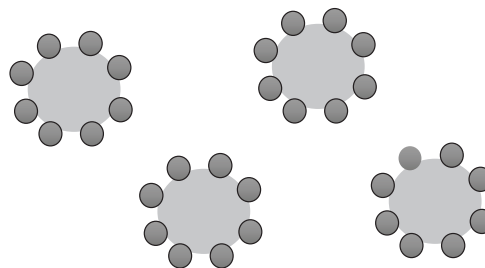
## Crescent (Half) Rounds\*



Seating around half of the table so all participants are facing the front with no one's back to the presenter.

\*Ideal for groups that include meal service in the same room.

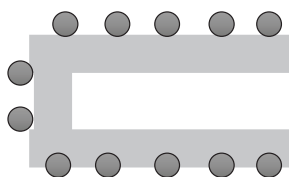
## Banquet Rounds\*



Round tables arranged throughout the room. Participants are seated around the entire perimeter of each table.

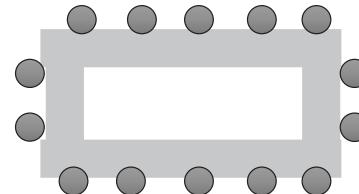
\*Ideal for groups that include meal service in the same room.

## U - Shape



Tables are arranged in a large U shape with open space in the middle. Participants are seated around the outside facing the center of the U.


## Hollow Square



Tables are arranged in a square with chairs along the outside facing an empty center.

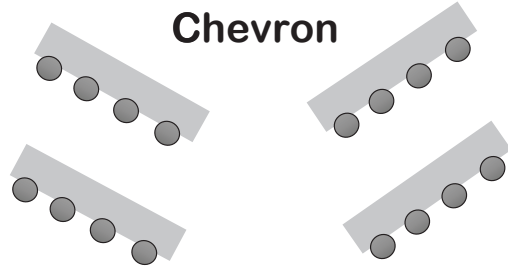
# Set-Up Styles Continued

## Conference Style



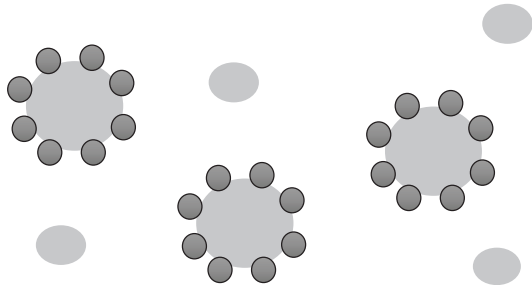
Tables arranged together to create a single large table.

## Chevron



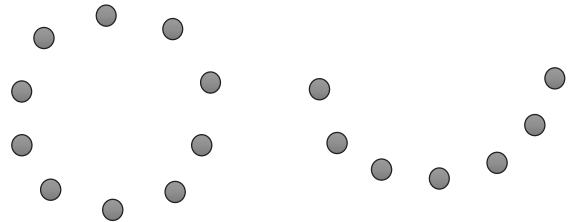
Row of tables (and/or chairs) arranged in a V shape and separated by a center aisle.

## Reception



A combination of round tables and smaller cocktail tables neatly arranged throughout the room.

## Circle & Semi Circle\*\*



A variant of the U-Shape, but without tables.

\*\*Ideal for small to medium groups with a discussion or teaching format, where little to no writing is required and participation is encouraged.